




















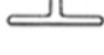







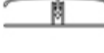































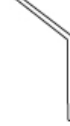

SANITARY MOLDINGS & TRIMS

Available in 8, 10, and 12 ft. lengths. Special colors available with minimum quantities.
Custom lengths and profiles available. USDA accepted.

Colors



Component Drawings

	V-1 Cap for .090" Panel (.5" / .9" Legs)		V-3 Division Bar for .090" Panel (.88" Face)		V-3WF Division Bar for .090" and .120" Panel (wide flange) .75" Face		V-5 Inside Corner and Cover for .090" Panel (.63" Cove/.70" Leg)
	V-7 Outside Corner for .090" Panel (.5" Legs)		V-9 Division Bar for 3/8" Panel (1" Face)		V-11 "T" Bar (1.25" Face/.375" Leg)		V-13 Inside Corner Angle 1 1/4" x 1 1/4"
	V-15 Outside Corner Angle 1 1/4" x 1 1/4"		V-17 Cap for 5/8" Panel (.4" Legs)		V-19 Cap for 3/8" Panel (.5" / 1" Legs)		V-21 Inside Corner for 3/8" or 1/2" Panel (1.12" Cove)
	V-23 Outside Corner for 3/8" Panel (.75" Legs)		V-25 Batten Strip (1.5" Face)		V-29 Two-Piece Division Bar Face Mounting (1.6" Face) and Cove		V-31 Division Bar for 1/4" Panel (.88" Face)
	V-33 Two-Piece Inside Corner and Cove (1.25" Cove) (1.9" Face) (.625" Legs)		V-35 Inside Corner Angle 2" x 2"		V-37 Outside Corner Angle 2" x 2"		V-39 Division Bar for 5/8" Panel (1.12" Face)
	V-41 Cap for 1/2" Panel (.5" / .9" Legs)		V-43 Division Bar for 1/2" Panel (1.12" Face)		V-45 "T" Bar Dual Durometer (2" Face/.625" Legs)		V-47 Two-Piece Division Bar for .090" Panel (1.6" Face)
	V-49 Cap for 2" Foam Panel (1" Legs)		V-51 Divider for 2" Foam Panel (2" Face)		V-53 Cap for 5/8" Panel (.75"/1.3" Legs)		V-55 Two Piece Division Bar (1.38" Face) (3/8", 1/2" or 5/8" Panels)
	V-57 Two-Piece Division Bar (1.38" Face) (3/4", 7/8" or 1" Panels)		V-59 "T" Bar Dual Durometer (1" / .375" Leg)		V-61 Cap for 1" Panel (.5" Legs)		V-63 Cap for 1/4" Panel (.44"/.75" Legs)
	V-65 Base Cover 3"		V-67 Cap for 3/4" panel (.375" Legs)		V-71 Cap for 1 1/2" Panel (1" Legs)		V-103 Slot Wall Insert (1.25" Face)
	V-109 Cap for 1" Panel (1" Legs)		V-113 Cap for 3/8" Panel (.42" Legs)		V-115 Cap for 1/2" Panel (.42" Legs)		V-117 "T" Bar (1.5" Face/.375" Leg)
	V-119 1/4" Division Bar for Foam Panels		V-121 Inside Corner Angle 1 1/2" x 1 1/2"		V-123 Outside Corner Angle 1 1/2" x 1 1/2"		V-125 Large ISC for .090" to .125" (.75" Cove/1" Leg)
	V-127 Large OSC for .090" to .125" (.625" Legs)		V-129 Division Bar for 1" Panel		V-133 Two-Piece Division Bar for 1.5" to 2" (2.06" Face)		V-135 Two-Piece Outside Corner (1.1" Angles)
	V-137 Division Bar for (.136" to .170" Panels) (1" Face)		V-139 "T" Bar (2" Face/.840" Leg)		V-149 Outside Corner Angle 1/2" x 1/2"		V-151 Outside Corner Angle 3/4" x 3/4"
	V-153 Batten Strip (1 1/2" Face)		V-161 Cap for .200" AlumaCorr Panel (.350" Face/.42" Legs)		V-163 Cap for 0.320" AlumaCorr Panel (0.465" Face/.42" Legs)		V-165 Cap for .400" AlumaCorr Panel
	V-167 Outside Corner Angle 2" x 4"		V-169 Two-Piece Corner & Cove (Face Mount)		V-177 Inside Corner Angle (135°) 1 1/2" x 1 1/2"		V-179 Outside Corner Angle (135°) 1 1/2" x 1 1/2"
	V-187 "T" Bar Dual Durometer (1.75" Face/0.375" Leg) Available in White (50) Only						